



FOR ALL POINTS OF USE  
**CENTRAL GAS MANIFOLD SYSTEMS**



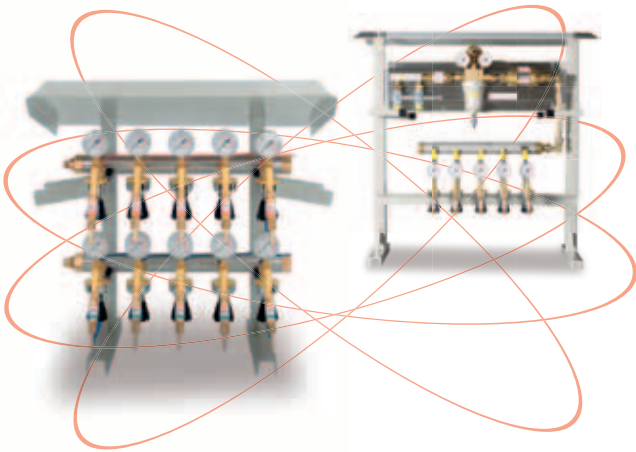
# SECURE THE ADVANTAGES!

Effective synergies and new possibilities abound when you combine the IBEDA product lines of Flame Spraying, Gas Manifold Systems, Gas Safety Engineering and Autogenous Engineering.

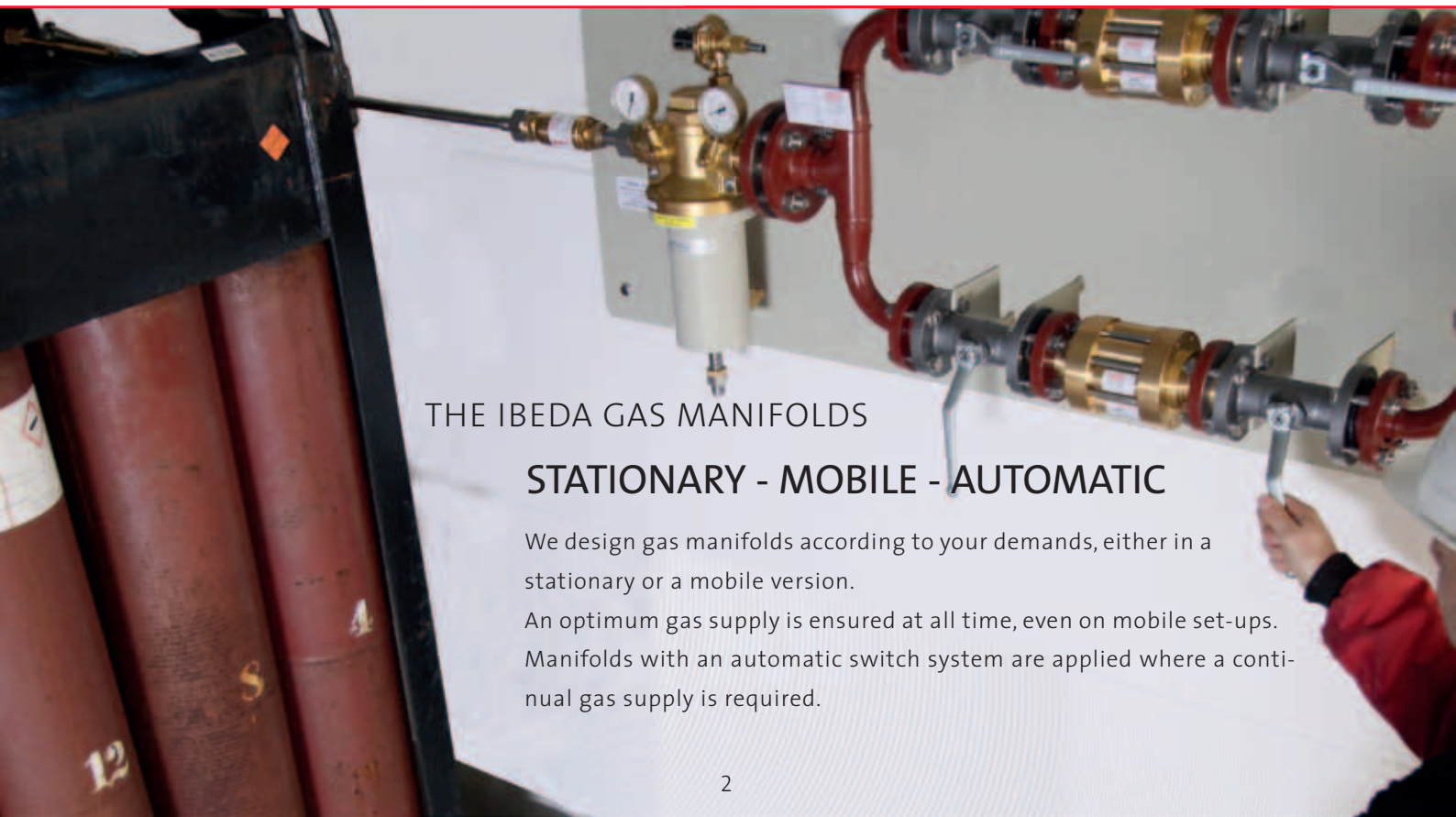

**That means: flexible, affordable, certified and safe products and production solutions from a single supplier, as well as conservation of affordable natural resources.**

We will never compromise on safety. We are committed to the ongoing development of new products as well as continuing to improve our existing products. We are able to provide well engineered and reliable safety solutions for every industrial application, all with certification!

## GAS MANIFOLD SYSTEMS



## FLAME SPRAYING



### THE IBEDA GAS MANIFOLDS

#### STATIONARY - MOBILE - AUTOMATIC

We design gas manifolds according to your demands, either in a stationary or a mobile version.


An optimum gas supply is ensured at all time, even on mobile set-ups.

Manifolds with an automatic switch system are applied where a continual gas supply is required.

CERTIFIED SAFETY - WORLDWIDE!

## GAS SAFETY ENGINEERING

## AUTOGENOUS ENGINEERING




### FOR ALL POINTS OF USE!

QUALITY AND ADVANTAGES OF THE IBEDA GAS MANIFOLDS	p. 4-5
OVERVIEW CENTRAL GAS MANIFOLD SYSTEMS	p. 6-7
<b>GAS SUPPLY STATIONS:</b>	
STATIONARY ACETYLENE 1,5 BAR, STATIONARY ACETYLENE 2,5 BAR	p. 8
STATIONARY, AUTO-CHANGE MANIFOLD ACETYLENE	p. 9
MOBILE GAS SUPPLY STATION	p. 9
STATIONARY, OXYGEN AND TECHNICAL GASES	p. 10
STATIONARY, MECHANICALLY CONTROLLED AUTO-CHANGE MANIFOLD, OXYGEN AND TECHNICAL GASES	p. 10
STATIONARY, PNEUMATICALLY CONTROLLED AUTO-CHANGE MANIFOLD, OXYGEN AND TECHNICAL GASES	p. 11
STATIONARY, ELECTRICALLY CONTROLLED AUTO-CHANGE MANIFOLD, OXYGEN AND TECHNICAL GASES	p. 11
ACCESSORIES	p. 12-13
TAPPING POINTS	p. 14-16
OTHER ACCESSORIES	p. 17
PLANNING SERVICE	p. 18
APPLICATION EXAMPLES	p. 19

## STATIONARY OR MOBILE:

### **HIGHEST QUALITY!**

With over 50 years' of experience IBEDA produces the highest quality manifold systems and gas safety equipment in the world. IBEDA gas manifolds comply with worldwide standards and safety requirements e.g. DIN, EN, ISO etc. and ensure safety around the world. Due to their safety, reliability and outstanding price-performance ratio, IBEDA manifolds are used on all continents for a wide variety of applications and industries.



**CERTIFIED SAFETY**



## MORE ADVANTAGES!

### MORE SAFETY

through worldwide approved safety features. IBEDA manifolds offer a maximum safety by clear handling and a reduced risk of accidents. Additionally, the user benefits from not having loose cylinders throughout the work place.

### MORE SERVICE

through customised solutions. The durable and sturdy design of the IBEDA manifolds require only minimum maintenance due to the easily accessible and exchangeable components and spare-parts.

### EASY TO INSTALL

through a modular concept. Assembly and installation of the components is quick and easy.

### FOR EVERY APPLICATION


IBEDA offers standard components or customised solutions.

### FUTURE PROOF

IBEDA gas manifolds are suitable for working pressures up to 300 bar. They provide durability, effectiveness and efficiency of your cylinder inventory.

### COMPACT AND TIME SAVING

through the easy installation of the IBEDA gas manifolds in even the smallest spaces. The time-consuming transport of single gas cylinders is no longer necessary. Increased cost saving due to better time management and reduction of your cylinder inventory.



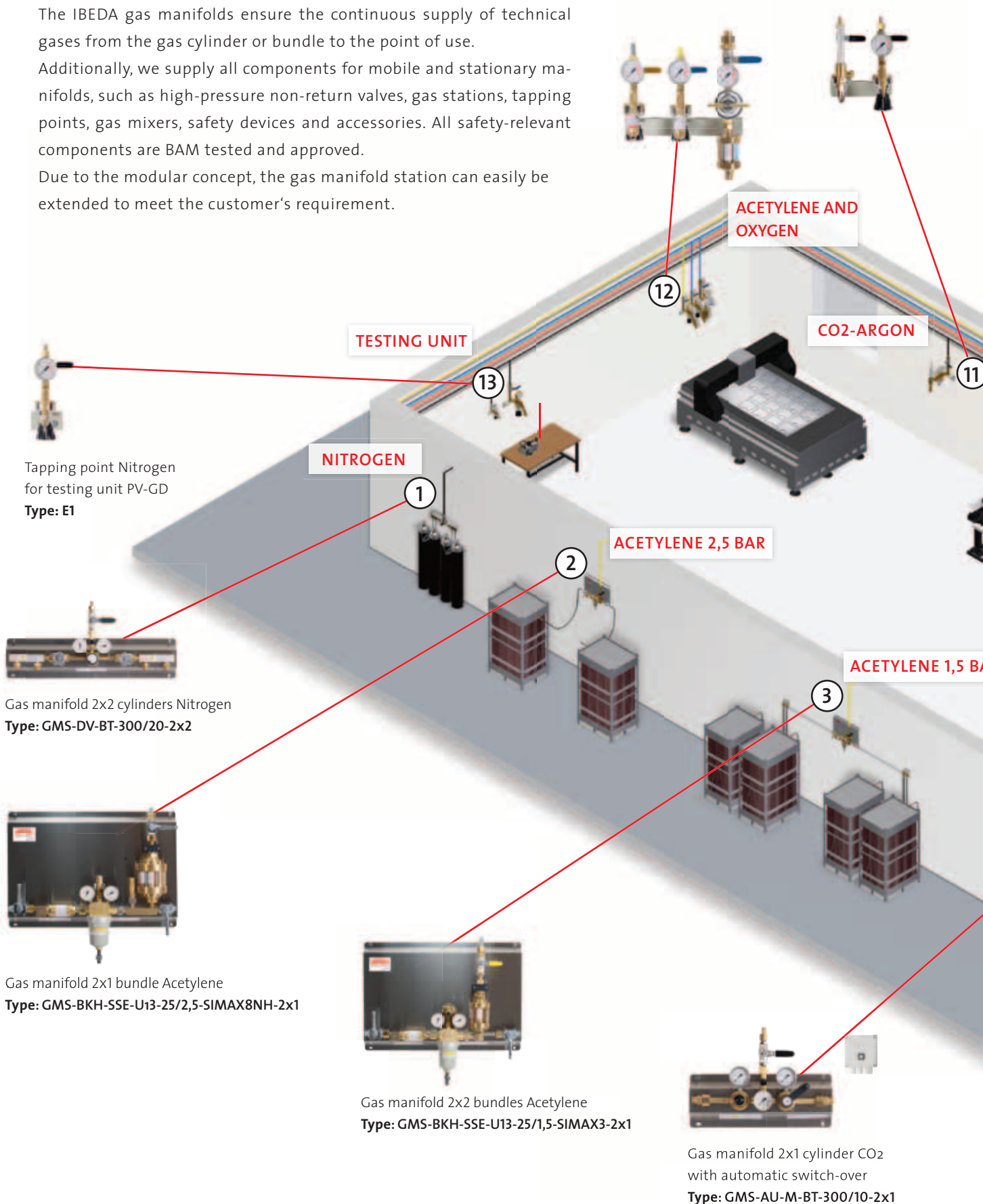
# CENTRAL GAS SUPPLY

## FOR ALL POINTS OF USE

The IBEDA gas manifolds ensure the continuous supply of technical gases from the gas cylinder or bundle to the point of use. Additionally, we supply all components for mobile and stationary manifolds, such as high-pressure non-return valves, gas stations, tapping points, gas mixers, safety devices and accessories. All safety-relevant components are BAM tested and approved. Due to the modular concept, the gas manifold station can easily be extended to meet the customer's requirement.

Tapping points for cutting machines  
Type: E1 and E10

Tapping points for welding machines.  
Type: E1



Tapping point Nitrogen for testing unit PV-GD  
Type: E1

Gas manifold 2x2 cylinders Nitrogen  
Type: GMS-DV-BT-300/20-2x2

Gas manifold 2x1 bundle Acetylene  
Type: GMS-BKH-SSE-U13-25/2,5-SIMAX8NH-2x1

Gas manifold 2x2 bundles Acetylene  
Type: GMS-BKH-SSE-U13-25/1,5-SIMAX3-2x1

Gas manifold 2x1 cylinder CO2 with automatic switch-over  
Type: GMS-AU-M-BT-300/10-2x1

Tapping point for heating burners  
Type: E10



Tapping point for flame spraying cabinets  
Type: E1-AL



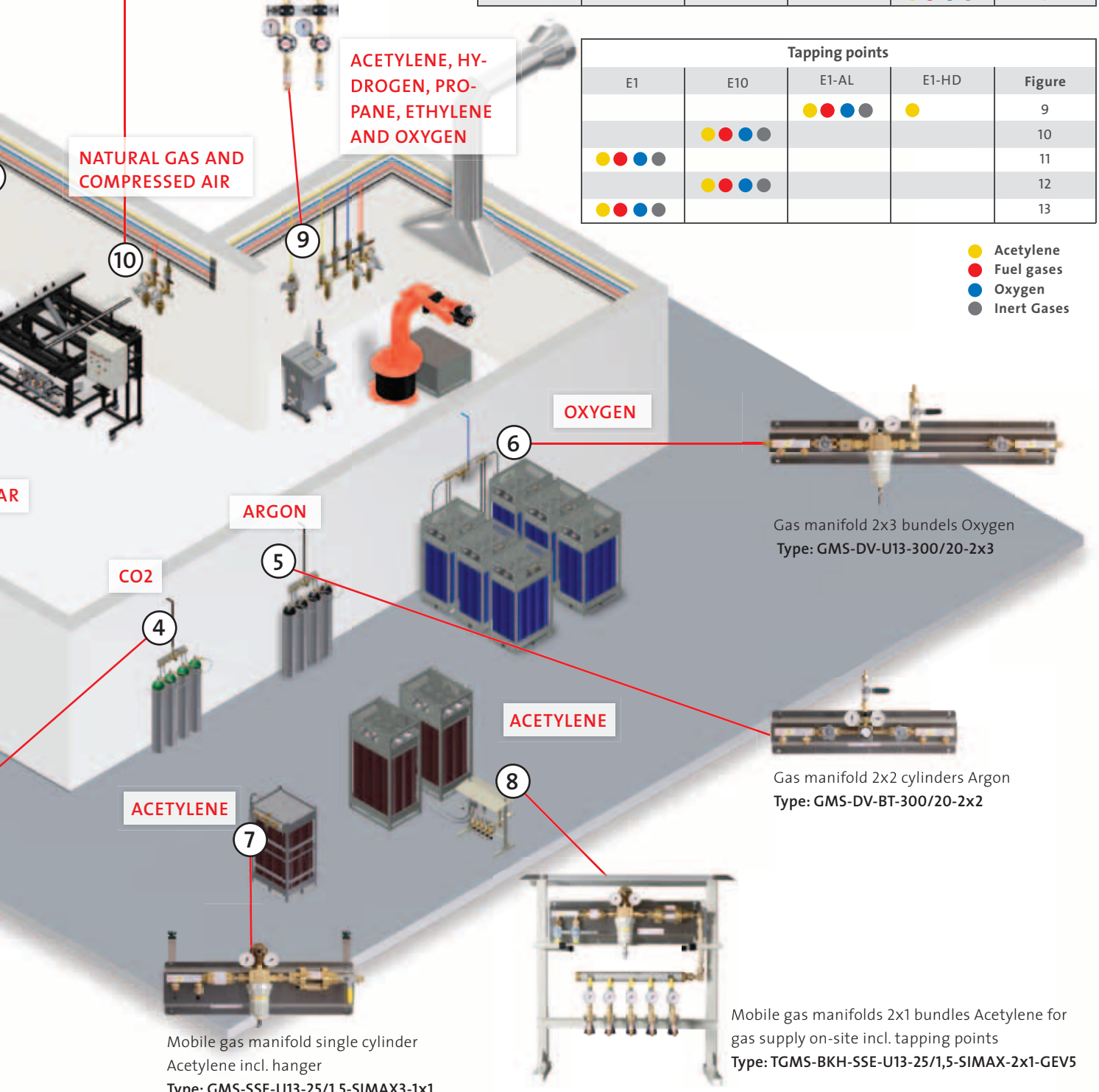
ACETYLENE, HYDROGEN, PROPANE, ETHYLENE AND OXYGEN

NATURAL GAS AND COMPRESSED AIR


stationary				mobile	Figure
manual	mechanically controlled auto-change	pneumatically controlled auto-change	electrically controlled auto-change		
● ● ● ●	● ● ● ●	● ● ●	● ● ● ●		1
●					2
●	●		●		3
● ● ● ●	● ● ● ●	● ● ●	● ● ● ●		4
● ● ● ●	● ● ● ●	● ● ●	● ● ● ●		5
● ● ● ●	● ● ● ●	● ● ●	● ● ● ●		6
				●	7
				● ● ● ●	8

Tapping points				Figure
E1	E10	E1-AL	E1-HD	
		● ● ● ●	●	9
	● ● ● ●			10
● ● ● ●				11
	● ● ● ●			12
● ● ● ●				13


- Acetylene
- Fuel gases
- Oxygen
- Inert Gases



Gas manifold 2x3 bundles Oxygen  
Type: GMS-DV-U13-300/20-2x3



Gas manifold 2x2 cylinders Argon  
Type: GMS-DV-BT-300/20-2x2



Mobile gas manifolds 2x1 bundles Acetylene for gas supply on-site incl. tapping points  
Type: TGMS-BKH-SSE-U13-25/1,5-SIMAX-2x1-GEV5

Mobile gas manifold single cylinder Acetylene incl. hanger  
Type: GMS-SSE-U13-25/1,5-SIMAX3-1x1

# GAS MANIFOLD SYSTEMS

## STATIONARY, ACETYLENE 1,5 BAR



Fig. 3002-0630

IBEDA gas manifolds for Acetylene comply with DIN EN 14114 and TRAC 204, 206 and 208. They are mounted on a stainless steel plate and are BAM tested and approved.

The modular design provides the highest flexibility in installation and ensures to meet the customer's requirement. The entire capacity range up to 150 m<sup>3</sup>/h can be covered using this modular concept.

Description		Design	Capacity (m <sup>3</sup> /h)	Part-No.
GMS-SSE-BT-25/1,5-DG91N-1x1	1x1 cylinder/bundle	single-sided	5,0 m <sup>3</sup> /h	3002-0626
GMS-BKH-SSE-BT-25/1,5-DG91N-2x1	2x1 cylinder/bundle	double-sided	5,0 m <sup>3</sup> /h	3002-0627
GMS-BKH-SSE-BT-25/1,5-DG91N-2x2	2x2 cylinder/bundle	double-sided	5,0 m <sup>3</sup> /h	3002-0405
GMS-BKH-SSE-BT-25/1,5-DG91N-2x3	2x3 cylinder/bundle	double-sided	5,0 m <sup>3</sup> /h	3002-0425
GMS-SSE-BT-25/1,5-DG91N-1x1	1x1 cylinder/bundle	single-sided	5,0 m <sup>3</sup> /h	3002-1311
GMS-SSE-BT-25/1,5-DG91N-1x2	1x2 cylinder/bundle	single-sided	5,0 m <sup>3</sup> /h	3002-0628
GMS-SSE-BT-25/1,5-DG91N-1x3	1x3 cylinder/bundle	single-sided	5,0 m <sup>3</sup> /h	3002-0446
GMS-BKH-SSE-U13-25/1,5-SIMAX3-2x1	2x1 bundle	double-sided	24,0 m <sup>3</sup> /h	3002-0630
GMS-BKH-SSE-U13-25/1,5-SIMAX3-2x2	2x2 bundle	double-sided	24,0 m <sup>3</sup> /h	3002-1610
GMS-SSE-U13-25/1,5-SIMAX3-1x1	1x1 bundle	single-sided	24,0 m <sup>3</sup> /h	3002-1566
GMS-BKH-SSE-U47-25/1,5-SIMAX8-2x1	2x1 bundle	double-sided	70,0 m <sup>3</sup> /h	3002-1738

## STATIONARY, ACETYLENE 2,5 BAR




Fig. 3002-1709

IBEDA gas manifolds for Acetylene according to DIN EN 14114 for a working pressure of 2,5 bar are required for special applications, such as high-velocity flame spraying. All safety-relevant components are BAM tested and approved. Pressure regulator and pipelines are designed for the special demand.

Description		Design	Capacity (m <sup>3</sup> /h)	Part-No.
GMS-SSE-U13-25/2,5-SIMAX5NH-2x1	2x1 cylinder/bundle	double-sided	25,0 m <sup>3</sup> /h	3002-1739
GMS-BKH-SSE-U13-25/2,5-SIMAX8NH-2x1	2x1 cylinder/bundle	double-sided	25,0 m <sup>3</sup> /h	3002-1709
GMS-BKH-SSE-U13-25/2,5-SIMAX3NH-2x1	2x1 cylinder/bundle	double-sided	25,0 m <sup>3</sup> /h	3002-1264



## STATIONARY, AUTO-CHANGE MANIFOLD **ACETYLENE**




Fig. 3002-0639

IBEDA gas manifolds for Acetylene with automatic change-over unit comply with DIN EN 14114 and TRAC 204, 206 and 208. They are supplied in either a mechanical or electrical version. The mechanical change-over is realised by the pressure level set at the main pressure regulator. The control signal of the contact gauge can be sent to an alarm panel either with an optical or an audible signal indicating that a cylinder/MCP (multi cylinder pack) needs to be changed. The electrical switch-over unit is additionally equipped with a solenoid valve which allows for the continuous supply of gas. The contact gauge is always installed at the high-pressure area in order to ensure sufficient pressure difference for smooth change-over cycles.

Description		Design	Capacity (m <sup>3</sup> /h)	Part-No.
GMS-AU-M-KM-SSE-BT-25/1,5-DG91N-2x1-A	2x1 cylinder/bundle	double-sided	5,0 m <sup>3</sup> /h	3002-0639
GMS-AU-E-KM-SSE-BT-25/1,5-DEMAX-2x1-EEEx-A	2x1 cylinder/bundle	double-sided	5,0 m <sup>3</sup> /h	3002-1681
GMS-AU-E-KM-SSE-U13-25/1,5-SIMAX5-2x1-EEEx	2x1 cylinder/bundle	double-sided	24,0 m <sup>3</sup> /h	3002-1551

## MOBILE



Fig. 3002-1740

IBEDA mobile gas manifolds with integrated tapping points offer custom solutions for mobile gas supply. Up to six workstations can be supplied simultaneously from two MCPs. All inherent safety devices comply with DIN EN 14114.

Description		Design	Capacity (m <sup>3</sup> /h)	Part-No.
TGMS-BKH-SSE-U13-25/1,5-SIMAX3-2x1-GEV5	2x1 cylinder/bundle	double-sided	24,0 m <sup>3</sup> /h	3002-1740
TGMS-DV-U13-300/20-2x1-GEV-5-O	2x1 cylinder/bundle	double-sided	320,0 m <sup>3</sup> /h	3002-1741
TGMS-DV-U13-300/20-2x1-GEV-5-DN	2x1 cylinder/bundle	double-sided	320,0 m <sup>3</sup> /h	3002-1742
TGMS-DV-U13-300/20-2x1-GEV-5-HMPY	2x1 cylinder/bundle	double-sided	320,0 m <sup>3</sup> /h	3002-1743




Fig. 3002-1338 + 0097-0031

IBEDA mobile gas manifolds offer custom solutions for mobile gas supply. All inherent safety devices comply with DIN EN 14114. The hanger ensures the secure mounting of the gas manifold at the MCP rack.

Description		Design	Capacity (m <sup>3</sup> /h)	Part-No.
GMS-SSE-U13-25/1,5-SIMAX3-1x1(2)-G1/2LH hanger	2x1 cylinder/bundle	double-sided	24,0 m <sup>3</sup> /h	3002-1338 0097-0031

# GAS MANIFOLD SYSTEMS

## STATIONARY, OXYGEN AND TECHNICAL GASES



Fig. 3002-0633

IBEDA gas manifolds for Oxygen and technical gases are mounted on stainless steel plates. All safety related components are BAM tested and approved. The modular design provides the highest flexibility in installation and ensures to meet the customer's requirement. The entire capacity range up to 320 m<sup>3</sup>/h and cylinder or bundle pressures up to 300 bar can be covered by the modular concept.

Description	Design	Capacity (m <sup>3</sup> /h)	Part-No.				
			Oxygen	Inert Gas	Fuel Gas	Propane	
GMS-BT-300/20-1x1-EF	1x1 cylinder/bundle	single-sided	60,0 m <sup>3</sup> /h	3002-0631	3001-1558	3002-1558	
GMS-DV-BT-300/20-2x1	2x1 cylinder/bundle	double-sided	60,0 m <sup>3</sup> /h	3002-1164	3002-0632	3002-1165	
GMS-DV-BT-300/20-2x2	2x2 cylinder/bundle	double-sided	60,0 m <sup>3</sup> /h	3002-0462	3002-0633	3002-1166	
GMS-DV-BT-300/20-2x3	2x3 cylinder/bundle	double-sided	60,0 m <sup>3</sup> /h	3002-1147	3002-0973	3002-1078	
GMS-BT-300/20-1x1	1x1 cylinder/bundle	single-sided	60,0 m <sup>3</sup> /h	3002-0426	3002-1744	3002-1745	
GMS-BT-300/20-1x2	1x2 cylinder/bundle	single-sided	60,0 m <sup>3</sup> /h	3002-1067	3002-0634	3002-1746	
GMS-BT-300/20-1x3	1x3 cylinder/bundle	single-sided	60,0 m <sup>3</sup> /h	3002-1748	3002-1749	3002-1750	
GMS-DV-BT-40/6-2x1-P	2x1 cylinder	double-sided	15,0 m <sup>3</sup> /h				3002-1455
GMS-DV-U11-40/8-2x1-P	2x1 cylinder	double-sided	25,0 m <sup>3</sup> /h				3002-1751
GMS-DV-U11-40/8-2x2-P	2x2 cylinder	double-sided	25,0 m <sup>3</sup> /h				3002-1752
GMS-DV-U13-300/20-2x1	2x1 cylinder/bundle	double-sided	320,0 m <sup>3</sup> /h	3002-1449	3002-0635	3002-1539	
GMS-DV-U13-300/20-2x2	2x2 cylinder/bundle	double-sided	320,0 m <sup>3</sup> /h	3002-1722	3002-0636	3002-1753	
GMS-U13-300/20-1x1	1x1 cylinder/bundle	single-sided	320,0 m <sup>3</sup> /h	3002-1707	3002-1754	3002-1755	
GMS-U13-300/20-1x2	1x2 cylinder/bundle	single-sided	320,0 m <sup>3</sup> /h	3002-1284	3002-1756	3002-1757	
GMS-U13-300/20-1x3	1x3 cylinder/bundle	single-sided	320,0 m <sup>3</sup> /h	3002-0248	3002-1758	3002-1759	
GMS-DV-GVW-BT-300/20-2x1	2x1 cylinder/bundle	double-sided	320,0 m <sup>3</sup> /h	3002-1760	3002-0315		
GMS-DV-GVW-BT-300/20-2x2	2x2 cylinder/bundle	double-sided	320,0 m <sup>3</sup> /h	3002-1762	3002-1761		
GMS-DV-GVW-U13-300/20-2x1	2x1 cylinder/bundle	double-sided	320,0 m <sup>3</sup> /h	3002-1763	3002-0637		
GMS-DV-GVW-U13-300/20-2x2	2x2 cylinder/bundle	double-sided	320,0 m <sup>3</sup> /h	3002-1765	3002-1764		

## STATIONARY, MECHANICALLY CONTROLLED AUTO-CHANGE MANIFOLD OXYGEN AND TECHNICAL GASES




Fig. 3002-1063

Mechanically controlled IBEDA gas manifolds for Oxygen and technical gases (priority circuit). The mechanical change-over is realised by the pressure level set at the main pressure regulator. The control signal of the contact gauge can be sent to an alarm panel either with an optical or an audible signal indicating that a cylinder/MCP (multi cylinder pack) needs to be changed.

Description	Design	Capacity (m <sup>3</sup> /h)	Part-No.			
			Oxygen	Inert Gas	Fuel Gas	
GMS-AU-M-KM-BT-300/10-2x1-DNO	2x1 cylinder/bundle	double-sided	60,0 m <sup>3</sup> /h	3002-0638	3002-1063	
GMS-AU-M-KM-BT-300/10-2x1-EEX-DHMNOY	2x1 cylinder/bundle	double-sided	60,0 m <sup>3</sup> /h	3002-1766	3002-1767	3002-1768
GMS-AU-M-KM-BT-300/20-2x1-DNO	2x1 cylinder/bundle	double-sided	60,0 m <sup>3</sup> /h	3002-0314	3002-1048	
GMS-AU-M-KM-BT-300/20-2x1-EEX-DHMNOY	2x1 cylinder/bundle	double-sided	60,0 m <sup>3</sup> /h	3002-1772	3002-1774	3002-1689
GMS-AU-M-KM-U13-300/20-2x1 - DNO	2x1 cylinder/bundle	double-sided	320,0 m <sup>3</sup> /h	3002-1773	3002-1295	
GMS-AU-M-KM-U15-300/40-2x1 - DNO	2x1 cylinder/bundle	double-sided	300,0 m <sup>3</sup> /h	3002-1775	3002-1691	

## STATIONARY, PNEUMATICALLY CONTROLLED AUTO-CHANGE MANIFOLD OXYGEN AND TECHNICAL GASES




Fig. 3002-0640

Pneumatically controlled IBEDA auto-change gas manifolds are pre-adjusted to a defined working pressure. The switch-over unit changes at a differential pressure of 3 bar. The control signal of the contact gauge can be sent to an alarm panel either with an optical or an audible signal indicating that a cylinder/MCP (multi cylinder pack) needs to be changed.

Description		Design	Capacity (m <sup>3</sup> /h)	Part-No.		
				Oxygen	Inert Gas	Fuel Gas
GMS-AU-P-KM-BT-300/10-2x1-DNO	2x1 cylinder/bundle	double-sided	60,0 m <sup>3</sup> /h	3002-1148	3002-0640	
GMS-AU-P-KM-BT-300/10-2x1-EEX-DHMNOY	2x1 cylinder/bundle	double-sided	60,0 m <sup>3</sup> /h	3002-1776	3002-1777	3002-2130
GMS-AU-P-KM-BT-300/20-2x1-DNO	2x1 cylinder/bundle	double-sided	60,0 m <sup>3</sup> /h	3002-1779	3002-0407	
GMS-AU-P-KM-BT-300/20-2x1-EEX-DHMNOY	2x1 cylinder/bundle	double-sided	60,0 m <sup>3</sup> /h	3002-1780	3002-1781	3002-2133

## STATIONARY, ELECTRICALLY CONTROLLED AUTO-CHANGE MANIFOLD OXYGEN AND TECHNICAL GASES



Fig. 3002-1680

Electrically controlled IBEDA auto-change gas manifolds. The electrical switch-over unit is equipped with a contact gauge and a solenoid valve to change over. The contact gauge is always installed at the high-pressure area. The changing pressure is adjustable according to the customer's requirements.

This allows for a continuous, uninterrupted supply of gas.

Description		Design	Capacity (m <sup>3</sup> /h)	Part-No.		
				Oxygen	Inert Gas	Fuel Gas
GMS-AU-E-KM-BT-300/16-2x1-DNO	2x1 cylinder/bundle	double-sided	60,0 m <sup>3</sup> /h	3002-1783	3002-1680	
GMS-AU-E-KM-BT-300/16-2x2-DNO	2x1 cylinder/bundle	double-sided	60,0 m <sup>3</sup> /h	3002-1784	3002-1732	
GMS-AU-E-KM-BT-300/16-2x1-EEX-DMNOY	2x1 cylinder/bundle	double-sided	60,0 m <sup>3</sup> /h	3002-1785	3002-1786	3002-1787
GMS-AU-E-KM-BT-300/16-2x2-EEX-DHMNOY	2x1 cylinder/bundle	double-sided	60,0 m <sup>3</sup> /h	3002-1788	3002-1789	3002-1790

# GAS MANIFOLD SYSTEMS

## ACCESSORIES



Fig. 3002-0646

IBEDA cylinder and bundle collecting pipes are used for the simultaneous withdrawal of gas out of 6 cylinders or 4 bundles. Depending on the application, the collecting pipes have a single or double-sided design.

### EXTENSION MODULES FOR CYLINDER/MCP MANIFOLDS

#### Connection thread M24x1,5

Description	Extension Module for	Part No.
FBSL-E-2 cylinder collecting pipe	2 cylinders single-sided	3002-0646
FBSL-E-3 cylinder collecting pipe	3 cylinders single-sided	3002-1791
FBSL-E-4 cylinder collecting pipe	4 cylinders single-sided	3002-1080
FBSL-Z-2 cylinder collecting pipe	2 cylinders double-sided	3002-0647
FBSL-Z-3 cylinder collecting pipe	3 cylinders double-sided	3002-0312
FBSL-Z-4 cylinder collecting pipe	4 cylinders double-sided	3002-0648
BBSL-E-2 bundle collecting pipe	2 cylinders single-sided	3002-0649
BBSL-Z-2 bundle collecting pipe	2 bundle double-sided	3002-0650

#### Connection thread M36x2 for U47 manifolds

Description	Extension Module for	Part No.
BBSL-E-2-A bundle collecting pipe	2 bundle single-sided	3002-1793
BBSL-E-3-A bundle collecting pipe	3 bundle single-sided	3002-1794
BBSL-E-4-A bundle collecting pipe	4 bundle single-sided	3002-1795
BBSL-E-5-A bundle collecting pipe	5 bundle single-sided	3002-1796
BBSL-Z-2-A bundle collecting pipe	2 bundle double-sided	3002-1797
BBSL-Z-3-A bundle collecting pipe	3 bundle double-sided	3002-1798
BBSL-Z-4-A bundle collecting pipe	4 bundle double-sided	3002-0565
BBSL-Z-5-A bundle collecting pipe	5 bundle double-sided	3002-1136



Fig. 0181-0394

### CYLINDER/BUNDLE CONNECTION TUBE (300 BAR)

IBEDA cylinder/bundle connection tubes for Oxygen and technical gases with certified high pressure non-return valve and integrated relief valve conforming to EN 15615 for working pressures of 300 bar.

Description	Gas Type	Length	Part No.
FAS W30x2RH - M24x1,5RH NL1000 RSVE	Inert Gas	1000	0181-0392
BAS W30x2RH - M24x1,5RH NL1800 RSVE	Inert Gas	1800	0181-0396
BAS W30x2RH - M24x1,5RH NL2500 RSVE	Inert Gas	2500	0181-0400
FAS W30x2RH - M24x1,5RH NL1000 RSVE	Compressed Air	1000	0181-0393
BAS W30x2RH - M24x1,5RH NL1800 RSVE	Compressed Air	1800	0181-0397
BAS W30x2RH - M24x1,5RH NL2500 RSVE	Compressed Air	2500	0181-0401
FAS W30x2LH - M24x1,5RH NL1000 RSVE	Fuel Gas	1000	0181-0391
BAS W30x2LH - M24x1,5RH NL1800 RSVE	Fuel Gas	1800	0181-0395
BAS W30x2LH - M24x1,5RH NL2500 RSVE	Fuel Gas	2500	0181-0399
FAS W30x2RH - M24x1,5RH NL1000 RSVE	Oxygen	1000	0181-0390
BAS W30x2RH - M24x1,5RH NL1800 RSVE	Oxygen	1800	0181-0394
BAS W30x2RH - M24x1,5RH NL2500 RSVE	Oxygen	2500	0181-0398



Fig. 0181-0377

### CYLINDER/BUNDLE CONNECTION TUBE (ACETYLENE)

IBEDA cylinder/bundle connection tubes for Acetylene with design-type tested high-pressure tube and certificated high-pressure non-return valve conforming to EN 15615 for working pressures of 25 bar.

Description	Gas Type	Length	Part No.
FAS Clamp - M24x1,5RH NL1000-RSV	Acetylene	1000	0181-0371
BAS M28x1,5LH - M24x1,5RH NL1800-RSV	Acetylene	1800	0181-0377
BAS M28x1,5LH - M24x1,5RH NL2500-RSV	Acetylene	2500	0181-0383



Fig. 0181-0381

## CYLINDER/BUNDLE CONNECTION TUBE (200 BAR)

IBEDA cylinder/bundle connection tubes for Oxygen and technical gases with certificated high-pressure non-return valve conforming to EN 15615 for working pressures of 200 bar.

Description	Gas Type	Length	Part No.
FAS W21,8x1/14LH - M24x1,5RH NL1000-RSV	Fuel Gas	1000	0181-0373
BAS W21,8x1/14LH - M24x1,5RH NL1800-RSV	Fuel Gas	1800	0181-0379
BAS W21,8x1/14LH - M24x1,5RH NL2500-RSV	Fuel Gas	2500	0181-0385
FAS W21,8x1/14RH - M24x1,5RH NL1000-RSV	Inert Gas	1000	0181-0374
BAS W21,8x1/14RH - M24x1,5RH NL1800-RSV	Inert Gas	1800	0181-0380
BAS W21,8x1/14RH - M24x1,5RH NL2500-RSV	Inert Gas	2500	0181-0386
FAS G3/4RH - M24x1,5RH NL1000-RSV	Oxygen	1000	0181-0372
BAS G3/4RH - M24x1,5RH NL1800-RSV	Oxygen	1800	0181-0378
BAS G3/4RH - M24x1,5RH NL2500-RSV	Oxygen	2500	0181-0384
FAS W24,32x1/14RH - M24x1,5RH NL1000-RSV	Nitrogen	1000	0181-0375
BAS W24,32x1/14RH - M24x1,5RH NL1800-RSV	Nitrogen	1800	0181-0381
BAS W24,32x1/14RH - M24x1,5RH NL2500-RSV	Nitrogen	2500	0181-0387
FAS G5/8RH - M24x1,5RH NL1000-RSV	Compressed Air	1000	0181-0376
BAS G5/8RH - M24x1,5RH NL1800-RSV	Compressed Air	1800	0181-0382
BAS G5/8RH - M24x1,5RH NL2500-RSV	Compressed Air	2500	0181-0388




Fig. 0443-0052

## CYLINDER SUPPORT PACK

Description	Gas Type	Part No.
FH1 Cylinder Support Pack compl.	all gases, except Propane	0443-0055
FH1 Cylinder Support Pack compl. Propane	Propane	0443-0053
FH2 Cylinder Support Pack compl.	all gases, except Propane	0443-0052
FH2 Cylinder Support Pack compl. Propane	Propane	0443-0054
FH3 Cylinder Support Pack compl.	all gases, except Propane	0443-0056
FH3 Cylinder Support Pack compl. Propane	Propane	0443-0057



## GAS PRE-HEATER GVW 200

The IBEDA gas pre-heater for gas manifold systems for technical gases is used to reduce the occurrence of freezing.

Description	Gas Type	Conneciton Threads		Part No.
		Inlet	Outlet	
Gas pre-heater 200 Watt GMS PN300	DNO	M24x1,5 -F	M24x1,5 -M	3002-0204
Gas pre-heater U 200 Watt GMS PN300	DNO	M24x1,5 -M	M24x1,5 -F	3002-1792



Fig. 0021-0719


## WELDING AND BRAZING FITTING WITH O-RING SEAL

Description	Conneciton Threads		Part No.
	Inlet	Outlet	
LV G1/2RH M O-Ring - LN18mm O-Ring	G1/2	Ø 18	0021-0792
LV G3/4RH M O-Ring - LN22mm O-Ring	G3/4	Ø 22	0021-0718
LV G1RH M O-Ring - LN28mm O-Ring	G1	Ø 28	0021-0719
LV G1 1/2RH M O-Ring - LN42mm O-Ring	G1 1/2	Ø 42	0021-0720

# GAS MANIFOLD SYSTEMS

## TAPPING POINTS

IBEDA supplies tapping points for the gas supply, matched to the gas type, the working pressure and the flow rate. Operating pressures for Acetylene up to 2,5 bar and Oxygen or technical gases up to 60 bar. Flow rates up to 200 m<sup>3</sup>/h are standard. Customised solutions can be offered.



Model E1 and E10

Model E1-AL



Fig. 0439-0103

### MODEL E1

IBEDA tapping points are characterised by their compact design and their high operational reliability. The tapping points are supplied with connection body, shut-off valve, brazing and welding nipple and swivel nut for the gas inlet side.

Description	Gas Type	Part No.
E1-A Tapping Point Welding Nipple 12-G3/8LH	Acetylene	0439-0102
E1-O Tapping Point Welding Nipple 12-G3/8RH	Oxygen	0439-0103
E1-B Tapping Point Welding Nipple 12-G3/8LH	Fuel Gas	0439-0104
E1-N Tapping Point Welding Nipple 12-G3/8RH	Inert Gas	0439-0105



Fig. 0439-0149

### MODEL E10

The E10 tapping points with 1/2" connections are suitable for higher gas withdrawals. They are characterised by their compact design and their high operational reliability. The tapping points are supplied with connection body, shut-off valve, brazing and welding nipple and swivel nut for the gas inlet side.

Description	Gas Type	Part No.
E10-A Tapping Point G1/2LH - SV-1/2"	Acetylene	0439-0146
E10-O Tapping Point G1/2RH - LV-18	Oxygen	0439-0147
E10-B Tapping Point G1/2LH - LV-18	Fuel Gas	0439-0148
E10-N Tapping Point G1/2RH - LV-18	Inert Gas	0439-0149



Fig. 0158-0001.B

### BRACKETS FOR E1 AND E10

IBEDA brackets for quick installation of the tapping points

Description	Part No.
Bracket for one tapping point	0158-0001.B
Bracket for two tapping points	0158-0002.B
Bracket for three tapping points	0158-0003.B
Bracket for four tapping points	0158-0004.B



Fig. 0439-0203

### MODEL E1AL

IBEDA tapping points are characterised by their compact design and their high operational reliability. The tapping points are supplied with connection body, shut-off valve, brazing and welding nipple and swivel nut for the gas inlet side. Straight outlet for pressure regulator type ED-HS

Description	Gas Type	Part No.
E1AL-A Tapping Point SN 12-G3/8LH	Acetylene	0439-0202
E1AL-O Tapping Point LN 12-G3/8RH	Oxygen	0439-0203
E1AL-B Tapping Point LN 12-G3/8LH	Fuel Gas	0439-0204
E1AL-N Tapping Point LN 12-G3/8RH	Inert Gas	0439-0205



Fig. 0158-0019

### WALL BRACKET FOR E1-AL

IBEDA aluminium wall bracket for quick installation of the E1-AL tapping points.

Description		Part No.
Wall Bracket for one tapping point	aluminium bracket, L100	0158-0019
Wall Bracket for two tapping points	aluminium bracket, L200	0158-0020



Fig. 0403-0073

### MOBILE TAPPING POINT DISTRIBUTOR MODEL GEV-5

IBEDA mobile tapping points are used for the mobile gas supply of welding and cutting stations with Fuel Gases and Oxygen. Five workstations can be supplied simultaneously. Tapping point pressure regulator and safety equipment must be ordered separately according to the application conditions.

Description	Gas Type	Part No.
GEV-5 Gas Distributor G1/2RH-G3/8RH -O-	Oxygen	0403-0072
GEV-5 Gas Distributor G1/2LH-G3/8LH -HMPY-	Fuel Gas	0403-0073
GEV-5 Gas Distributor G1/2LH-G3/8LH -A-	Acetylene	0403-0083
GEV-5 Gas Distributor G1/2RH-G3/8RH -DN-	Inert Gas	0403-0168




Fig. 0403-0074

### MOBILE DISTRIBUTOR MODEL GEV-2x5

IBEDA gas distributors with a weather protection roof are used to supply five welding stations with Fuel Gas and Oxygen on construction sites. Tapping points and safety equipment are optional.

Description	Gas Type	Part No.
GEV-2x5 Gas Distributor G1/2-G3/8-G1/2LH-G3/8LH	Oxygen/ Acetylen	0403-0074
GEV-2x5 Gas Distributor G1/2-G3/8-G1/2LH-G3/8LH	Oxygen/ Fuel Gas	0403-0183
GEV-2x5 Gas Distributor G1/2-G3/8-G1/2LH-G3/8LH	Inert Gas / Fuel Gas	0403-0205

# GAS MANIFOLD SYSTEMS

## TAPPING POINTS



Fig. 0432-0472

### TAPPING POINT PRESSURE REGULATOR MODEL ED-H / EDF-H

IBEDA tapping point pressure regulator comprise a sturdy brass housing with pressure gauges conforming to EN 562. The regulators are insusceptible to malfunctions and have a high flow rate.

Description	Gas Type	Connection Threads		Capacity	Part No.
		Inlet	Outlet		
ED-H Pressure Regulator Acetylene 1,5 bar	Acetylene	G3/8LH	G3/8LH	9,0 m <sup>3</sup> /h	0432-0471
ED-H Pressure Regulator Oxygen 10 bar	Oxygen	G3/8RH	G1/4RH	60,0 m <sup>3</sup> /h	0432-0472
ED-H Pressure Regulator Fuel Gas 4 bar	Fuel Gas	G3/8LH	G3/8LH	60,0 m <sup>3</sup> /h	0432-04
ED-H Pressure Regulator Fuel Gas 10 bar	Fuel Gas	G3/8LH	G3/8LH	5,0 m <sup>3</sup> /h	0432-0474
ED-H Pressure Regulator Inert Gases 10 bar	Inertgas	G3/8RH	G1/4RH	30,0 m <sup>3</sup> /h	0432-0475
ED-H Pressure Regulator Shielding Gas 0-30 l/Min	Inert Gas	G3/8RH	G1/4RH	30,0 l/Min	0432-0476
EDF-H Pressure Regulator Shielding Gas 0-30 l/Min	Inert Gas	G3/8RH	G1/4RH	30,0 l/Min	0432-0477
EDF-H Pressure Regulator Shielding Gas 14 l/Min	Inert Gas	G3/8RH	G1/4RH	14,0 l/Min	0432-0478



Fig. 0432-0480

### TAPPING POINT PRESSURE REGULATOR MODEL ED-HH

IBEDA tapping point pressure regulator for use in laser systems comprise a sturdy brass housing with pressure gauges conforming to EN 562. The regulators are insusceptible to malfunctions and the working pressure can be adjusted up to 4.0 MPa (40 bar).

Description	Gas Type	Connection Threads		Capacity	Part No.
		Inlet	Outlet		
EDHH Pressure Regulator Acetylene 1,5 bar	Acetylene	G1/2LH	G1/2LH	16,0 m <sup>3</sup> /h	0432-0470
EDHH Pressure Regulator Oxygen 40 bar	Oxygen	G1/2RH	G1/2RH	120,0 m <sup>3</sup> /h	0432-0480
EDHH Pressure Regulator Fuel Gases 15 bar	Fuel Gas	G1/2LH	G1/2LH	120,0 m <sup>3</sup> /h	0432-06
EDHH Pressure Regulator Inert Gases 40 bar	Inert Gas	G1/2RH	G1/2RH	120,0 m <sup>3</sup> /h	0432-0481

### TAPPING POINT PRESSURE REGULATOR MODEL ED-HS

IBEDA tapping point pressure regulators comprise a sturdy brass housing with pressure gauges conforming to EN 562. The regulators have a straight outlet and are suitable for installation on the E1AL tapping points.



Fig. 0432-0707

Description	Gas Type	Connection Threads		Capacity	Part No.
		Inlet	Outlet		
ED-HS Pressure Regulator Acetylene 1,5 bar	Acetylene	G3/8LH	G3/8LH	9,0 m <sup>3</sup> /h	0432-0707
ED-HS Pressure Regulator Oxygen 10 bar	Oxygen	G3/8RH	G1/4RH	60,0 m <sup>3</sup> /h	0432-0706
ED-HS Pressure Regulator Fuel Gas 10 bar	Fuel Gas	G3/8LH	G3/8LH	60,0 m <sup>3</sup> /h	0432-0746
ED-HS Pressure Regulator Propane 4 bar	Propane	G3/8LH	G3/8LH	5,0 m <sup>3</sup> /h	0432-0747
ED-HS Pressure Regulator Inert Gases 10 bar	Inert Gas	G3/8RH	G1/4RH	60,0 m <sup>3</sup> /h	0432-0748
ED-HS Pressure Regulator Inert Gases 30 l/min	Inert Gas	G3/8RH	G1/4RH	30,0 l/min	0432-0750



## OTHER ACCESSORIES



Fig. 0434-0051

### HIGH PRESSURE NON-RETURN VALVE (RSV) EN 15615

IBEDA gas non-return valves are used in cylinder/bundle connection lines directly downstream of the connection fitting. They reliably prevent the penetration of air or the unintended change in gas flow direction.

Description	Gas Type	Connection Threads		Part No.
		Inlet	Outlet	
RSV M16x1,5RH F/M, DHMNOFY	DHMNOFY	M16x1,5 -F	M16x1,5 -M	0434-0051
RSV M16x1,5RH F/M, A	A	M16x1,5 -F	M16x1,5 -M	0434-0052

Other connection threads available on request.



Fig. 3000-0521

### AUTOMATIC QUICK-ACTION SHUT-OFF VALVE (SSE) EN 15615

IBEDA safety device for installation in the Acetylene high-pressure line directly upstream of the main pressure regulator.

Description	Gas Type	Connection Threads		Part No.
		Inlet	Outlet	
SSE G3/4-F	Acetylene	G3/4 -F	G3/4 -F	3000-0521



Fig. 3000-0299

### FLASHBACK ARRESTORS EN 730-1

IBEDA flashback arrestor for installation in the Acetylene medium-pressure line directly downstream of the main pressure regulator to protect the pipeline.

Description	Gas Type	Connection Threads		Part No.
		Inlet	Outlet	
DG91N G1/2RH Fuel Gas	AHMPY	G1/2 -F	G1/2 -M	3000-0414
DEMAX 5N G1RH-F Fuel Gas	AHMPY	G1 -F	G1 -F	3000-0185
SIMAX 3N G1RH-F Fuel Gas	AHMPY	G1 -F	G1 -F	3000-0187
SIMAX 5N G1RH-F Fuel Gas	AHMPY	G1 -F	G1 -F	3000-0299
SIMAX 8N G1RH-F Fuel Gas	AHMPY	G1 -F	G1 -F	3000-0415



Fig. 0473-0117

### GAS FILTER FOR INSTALLATION IN PIPELINES

IBEDA gas filter for pipeline installation to ensure reliable protection against dust particles. The filter mesh is 100  $\mu$ m.


Description	Connection Threads		Part No.	Working Pressure (bar)
	Inlet	Outlet		
HD-GF-10-300/15-F M16x1,5RH F	M16x1,5-F	M16x1,5-F	0473-0095	300
HD-GF-10-300/15 M24x1,55RH nut/M	M24x1,5-F	M24x1,5-M	0473-0046	300
GF-10-40/50 Gasfilter G3/8RH F/M T-Form	G3/8 -F	G3/8 -M	0473-0107	40
GF-10-40/50 Gasfilter G3/8LH F/M T-Form	G3/8LH-F	G3/8LH-M	0473-0108	40
GF-25-40/100 Gasfilter - G1 F T-Form	G1-F	G1-F	0473-0117	40

# THE IBEDA PLANNING SERVICE

*FOR YOUR GAS MANIFOLD SYSTEMS*



No matter what gas manifold requirements you have - we'll focus on a customised solution - irrespective of whether you are looking for a stationary or mobile solution, a new system or an extension to an existing one - so you can focus on your production.



## AT A GLANCE

- Analysis of the operation-specific gas requirement
- Analysis of the operational processes
- Planning and design of central gas manifold systems
- Optimisation of existing supply equipment

**WITH EFFECTIVE SOLUTIONS FOR DAILY USE**



IBEDA gas distributors for four different gases with a heavy-duty stainless steel housing. The rear side consists of a removable perforated plate.

**Industries:** Wagon building

**Operating pressure:** 1,5/10,0 bar

IBEDA gas manifold systems are planned and designed in close cooperation with our customers. We handle both the supply from cylinders/MCPs and also the control system to supply the user-specific consumers.

Mobile gas manifold system for 2 x 3 Acetylene MCPs for the gas supply of a large burner with 37 m<sup>3</sup>/h of Acetylene incl. ignition burner.

**Industries:** Steel industry

**Working pressure:** 1,5 bar



Gas manifold system for Natural Gas and Oxygen for the gas supply of a pre-heating burner.

**Industries:** Plant construction

**Working pressure:**  
100 mbar / 250 mbar



Gas supply system for the media: Acetylene, Oxygen, Propane, compressed air as well as cooling water supply and return line - for the gas supply of heating burners with water cooling, cutting torches and ignition burners.

**Industries:** Gas manufacturers

**Working pressure:** 1,5 to 12,0 bar



Electrically controlled auto-change manifold for Acetylene for the gas supply comprising 2 x 3 MCPs.

**Industries:** Shipbuilding / shipyards

**Working pressure:**  
2,5 bar





IBEDA GAS MANIFOLD SYSTEMS WORLDWIDE IN USE

**IBEDA Sicherheitsgeräte und Gastechnik GmbH & Co. KG**

Bahnhofstraße 27 · 53577 Neustadt/Wied

Tel. +49(0)2683.306-0 · Fax +49(0)2683.306-31

[www.ibeda.de](http://www.ibeda.de) · [info@ibeda.de](mailto:info@ibeda.de)

